

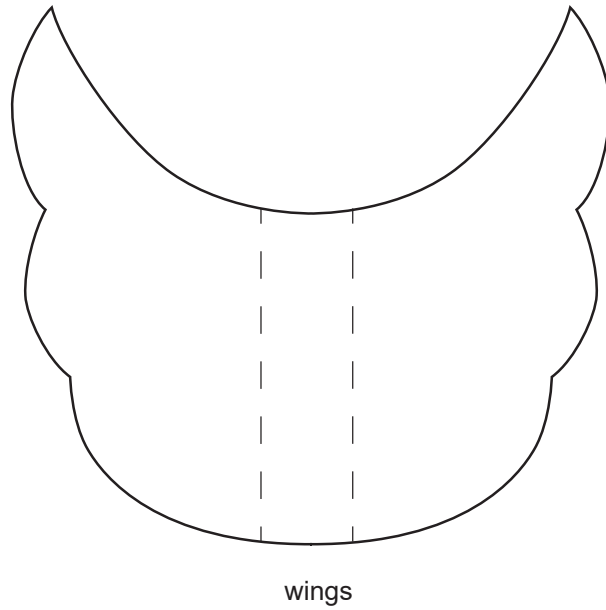





Angel Christmas decoration





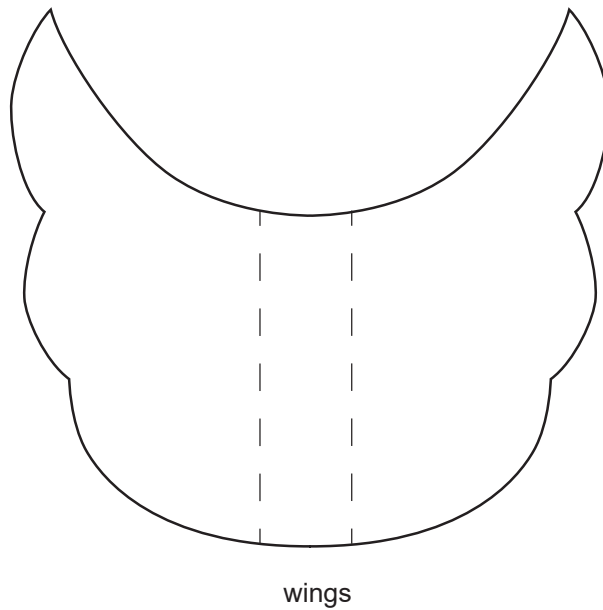

Instructions

1. Colour in the angel, candle, halo and wings
2. Cut out each piece
3. Fold wings along dotted line
4. Glue the halo to the back of the angel's head
5. Glue the candle onto the angel's hands
6. Glue between the dotted lines on the wings. Stick the wings onto the back of the angel with the wings bent towards the back



 www.godogood.com.au
 @godogoodaustralia



Angel Christmas decoration



Instructions

1. Colour in the angel, candle, halo and wings
2. Cut out each piece
3. Fold wings along dotted line
4. Glue the halo to the back of the angel's head
5. Glue the candle onto the angel's hands
6. Glue between the dotted lines on the wings. Stick the wings onto the back of the angel with the wings bent towards the back



 www.godogood.com.au
 @godogoodaustralia